



**Auranet**

# Business Wi-Fi Solution


MODELS: AC500,AC50,CAP1750,CAP300,  
CAP300-outdoor



# Auranet Solution

## Business Integrated Wi-Fi Solution

Experience the very latest in business-class Wi-Fi technology with TP-Link's Auranet CAP series access points and wireless controllers. Equally capable in both indoor and outdoor settings, our access points provide a secure, easy-to-deploy network solution that guarantees broad Wi-Fi coverage. The wireless controller allows users to effortlessly manage and monitor hundreds of access points, all at the same time. With the ability to control the entire network, centralized Wi-Fi management has never been so easy and efficient. Scalable with exceptional performance in high-density client environments, TP-Link's Business Integrated Wi-Fi Solution is ideal for offices, hotels, malls, campuses and more.



# Professional AC Products

## Management Made Easy

### Centralized Management

Configure and manage all CAPs in the network at the same time. Selected parameters will be automatically applied to CAPs when they connect to the network, achieving true plug and play functionality.

### Flexible and Scalable

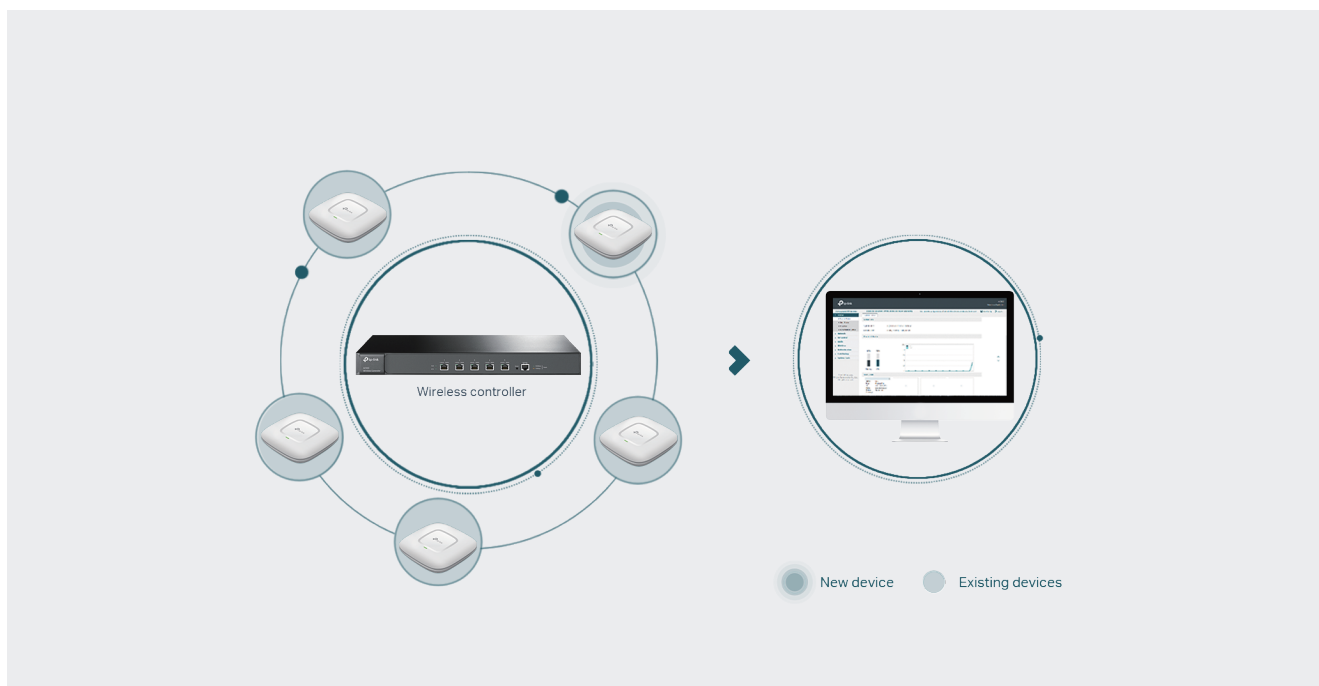
Manage up to 500 CAPs with each wireless controller and expand your network at any time. With no license fees involved, adding access points and wireless controllers to the network is simple and affordable. Controllers can be easily integrated into an existing wireless network by connecting to the switch or router.

### Secure

TP-Link's wireless controllers provide comprehensive wireless security for Wi-Fi networks. Multiple SSIDs can be mapped to different Tag VLANs in order to isolate the SSIDs in Layer 3. Captive Portal authentication allows you to block clients from accessing the network until the controller has verified their identities. MAC address authentication determines the identity of the legal devices.

### Stable

Dedicated processors and sophisticated hardware guarantee the stability of the entire network. Multiple wireless controllers may be deployed in a Dual-Link Backup configuration. If one wireless controller fails, another can take over to ensure the network is unaffected.



# Advanced Functions

## Load Balance

Supports load balancing based on the number of users. When a large number of clients connect to a particular CAP, the controller redirects some of them to other access points in real time. Devices with a weak wireless signal are automatically rejected or removed to optimize network performance.

## Band Steering

Dual-band CAPs attempt to steer clients to the less congested, faster 5GHz wireless band.

## CAP Product Features

### Easy Ceiling/Wall Mounting

An easy-mount chassis makes installation on a wall or ceiling surface simple and fast. With an elegant ceiling lamp design, the Auranet CAP series access points blend in seamlessly with most interior design styles.

### Power over Ethernet (PoE)

With IEEE 802.3af/at PoE or Passive PoE supported, you can use Ethernet cables to transfer both electrical power and network data, making deployment more flexible.

### Business-Class Hardware Design

High-powered amplifiers, professional-standard antennas, and specially designed RF shields ensure a superior wireless performance.

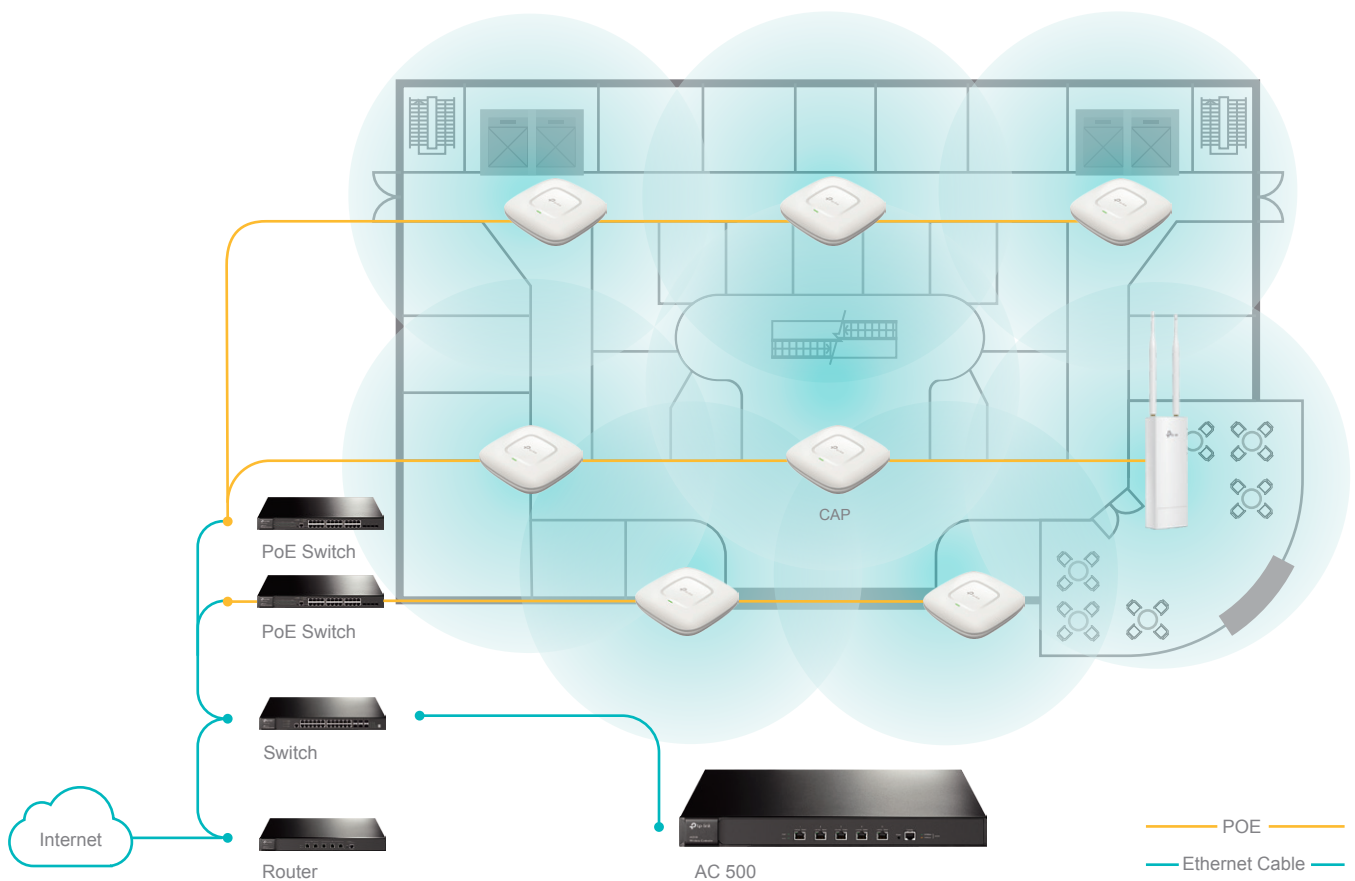
## Two Modes, One Device

Manage CAPs independently in FAT mode or all together in FIT mode, providing a range of network possibilities. A sliding switch makes changing between modes effortless. FIT mode allows you to take complete control of hundreds of CAPs with the wireless controller. Easily extend the network by adding more CAPs when required.

## Exceptional Wi-Fi Performance

802.11ac standard Wi-Fi and MIMO technology combine to achieve outstanding network speeds and reliability.




### Typical Topology



# Specification of AC products

<b>Product Picture</b>			
<b>Model</b>		AC500	AC50
<b>Product Description</b>		AC500 Wireless Controller	AC50 Wireless Controller
<b>Main Design</b>	Processor	1GHz Dual-core MIPS64 Network Dedicated Processors	650MHz Network Dedicated Processor
	Memory	256MB DDR3*2, 32MB Flash*1	128MB DDR2*1, 16MB Flash*1
	Interfaces	Gigabit Ethernet Port*5 Console Port*1	10/100Mbps Ethernet Port*5
	Management Scale	Up to 500 APs	Up to 50 APs
<b>AP Management</b>	Support AP	TP-Link Auranet CAP Series AP	
	AP Automatic Discovery	Yes	
	AP Unified Configuration	Yes	
	AP Reboot Schedule	Yes	
	AP Batch Firmware Upgrade	Yes	
	Grouped AP management	Yes	
	AP LED ON/OFF	Yes	
<b>Monitoring</b>	L3 Management	Yes	
	System	Yes	
	AP Status	Yes	
	Client Status	Yes	
<b>Wireless Management</b>	Authenticated User Status	Yes	
	Multi-SSID	32 SSIDs	16 SSIDs
	Load Balance	Yes	
	Band Steering	Yes	
	Rate Limit	Yes	
	Auto Channel Adjustment	Yes	
	Transmit Power Adjustment	Yes	
	DHCP Server	Yes	
WMM	Yes		
<b>Security</b>	Communication protocol	CAPWAP	
	Encryption	WPA-PSK/WPA2-PSK(AES/TKIP)/WPA/WPA2	
	AP Isolation	Yes	
	SSID Isolation	Yes	
<b>Authentication Function</b>	SSID to VLAN Mapping	Yes	
	Captive Portal Authentication	Yes	
<b>System Management</b>	MAC Authentication	Yes	
	Web-based Management	Yes	
	Configuration Backup/Import	Yes	
	Ping/Tracert Tool	Yes	
<b>Hardware Design</b>	System Log	Yes	
	Power Supply	100~240V AC,50/60Hz	
	Dimensions (W × D × H)	17.3 × 8.7 × 1.7 in.( 440 × 220 × 44 mm)	8.2 × 5.0 × 1.0 in. (209 × 126 × 26 mm)
<b>Environment</b>	Environment	Operating Temperature: 0°C~40°C (32°F~104°F) Storage Temperature: -40°C~70°C (-40°F~158°F) Operating Humidity: 10%~90% non-condensing Storage Humidity: 5%~90% non-condensing	

# Specification of CAP products

<b>Product Picture</b>			
<b>Model</b>	CAP1750	CAP300	CAP300-outdoor
<b>Product Description</b>	AC1750 Wireless Dual Band Gigabit Access Point	300Mbps Wireless N Access Point	300Mbps Wireless N Outdoor Access Point
<b>Wireless Frequency</b>	2.4GHz & 5GHz	2.4GHz	
<b>Wireless Standard</b>	IEEE 802.11b/g/n/a/ac	IEEE 802.11b/g/n	
<b>Maximum Data Rate</b>	Up to 450 Mbps(2.4GHz)+ 1300Mbps(5GHz)	Up to 300 Mbps	
<b>Transmit Power</b>	CE: <19dBm(2.4GHz), <23dBm(5GHz) FCC: <30dBm(2.4GHz), <27dBm(5GHz)	CE: <20dBm FCC: <26dBm	CE: <20dBm FCC: <27dBm
<b>Ethernet Port</b>	Gigabit Ethernet Port*1	10/100Mbps Ethernet Port*1	
<b>Antennas</b>	2.4GHz: 3*4dBi 5GHz: 3*4dBi	2*3dBi	2*5dBi (External)
<b>PoE Mode</b>	IEEE 802.3at	IEEE 802.3af	
<b>Power Supply</b>	PoE or external 12V DC/1.5A power supply	PoE or external 9V DC/0.6A power supply	PoE
<b>Physical Security Lock</b>	Kensington Lock Slot		NA
<b>Watch Dog</b>	Yes	Yes	Yes
<b>Certification</b>	CE, FCC, RoHS	CE, FCC, RoHS	CE, FCC, RoHS
<b>Mounting</b>	Ceiling /Wall Mounting (Kits included)		Pole/Wall Mounting (Kits included)
<b>Dimensions</b>	7.1 × 7.1 × 1.9 in. (180 × 180 × 47.5 mm)		8.2 × 3.7 × 1.7 in. (209 × 95 × 42.6mm)
<b>System Requirements</b>	Microsoft Windows XP, Vista, Windows 7, Windows 8, Windows 10		
<b>Environment</b>	Operating Temperature: 0°C~40°C (32°F~104°F) Storage Temperature: -40°C~70°C (-40°F~158°F) Operating Humidity: 10%~90% non-condensing Storage Humidity: 5%~90% non-condensing		Operating Temperature: -30°C~65°C (-22°F~149°F) Storage Temperature: -40°C~70°C (-40°F~158°F) Operating Humidity: 10%~90% non-condensing Storage Humidity: 5%~90% non-condensing
<b>Multiple SSIDs</b>	16	8	
<b>FIT/FAT Mode</b>	FAT/FIT		
<b>MAC Address Filtering *</b>	Yes		
<b>Wireless Isolation between Clients *</b>	Yes		
<b>Encryption *</b>	WPA/WPA2-PSK, WPA/WPA2-Enterprise		
<b>Guest Network *</b>	Yes		
<b>WDS *</b>	Yes		
<b>Automatic Channel Assignment *</b>	Yes		
<b>Transmit Power Control *</b>	Adjust Transmit Power on dBm		
<b>Maximum Client Connections Setting *</b>	Yes		
<b>Web-Based Management *</b>	Yes		
<b>System Logging *</b>	Yes		
<b>Wireless Controller Support</b>	Yes		

Note that features with \* are functioned in FAT mode. For features in FIT mode, please refer to AC product specifications.

[www.tp-link.com](http://www.tp-link.com)

Specifications are subject to change without notice. TP-Link is a registered trademark of TP-Link Technologies Co., Ltd. Other brands and product names are trademarks or registered trademarks of their respective holders. Copyright © 2016 TP-Link Technologies Co., Ltd. All rights reserved.